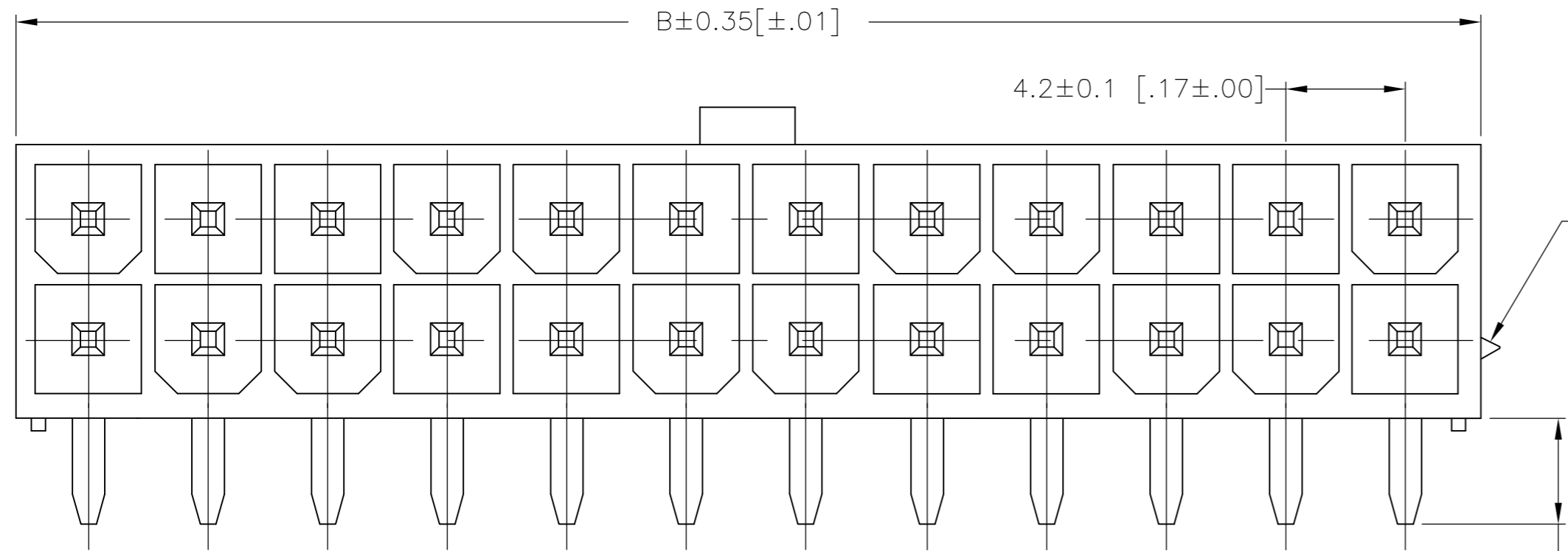
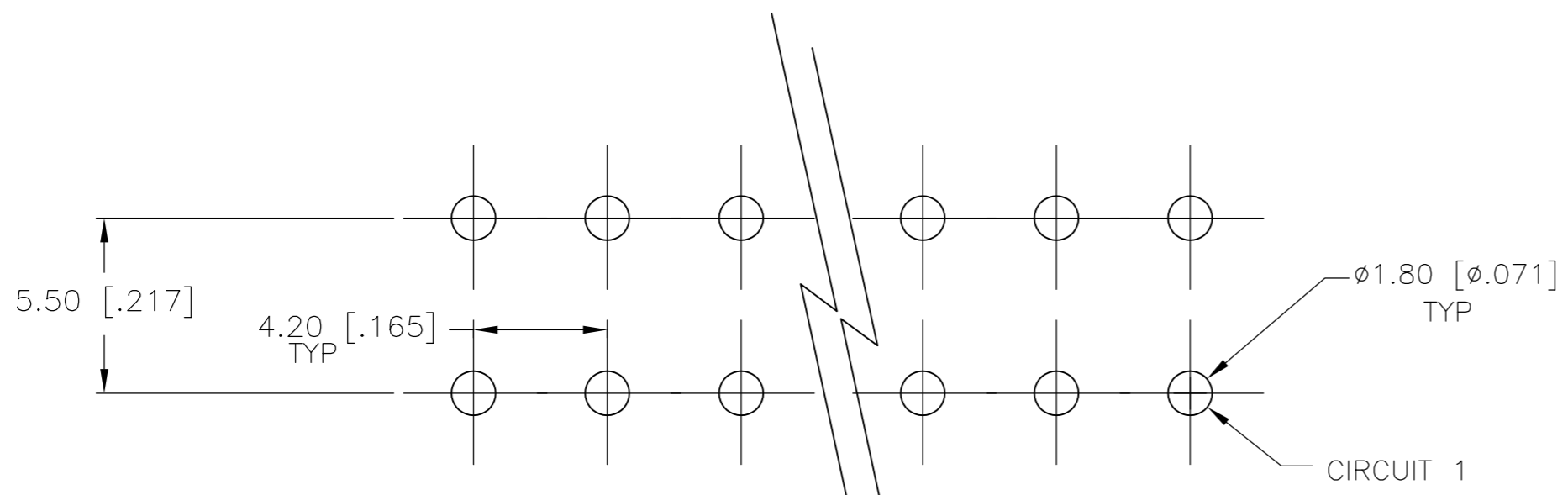
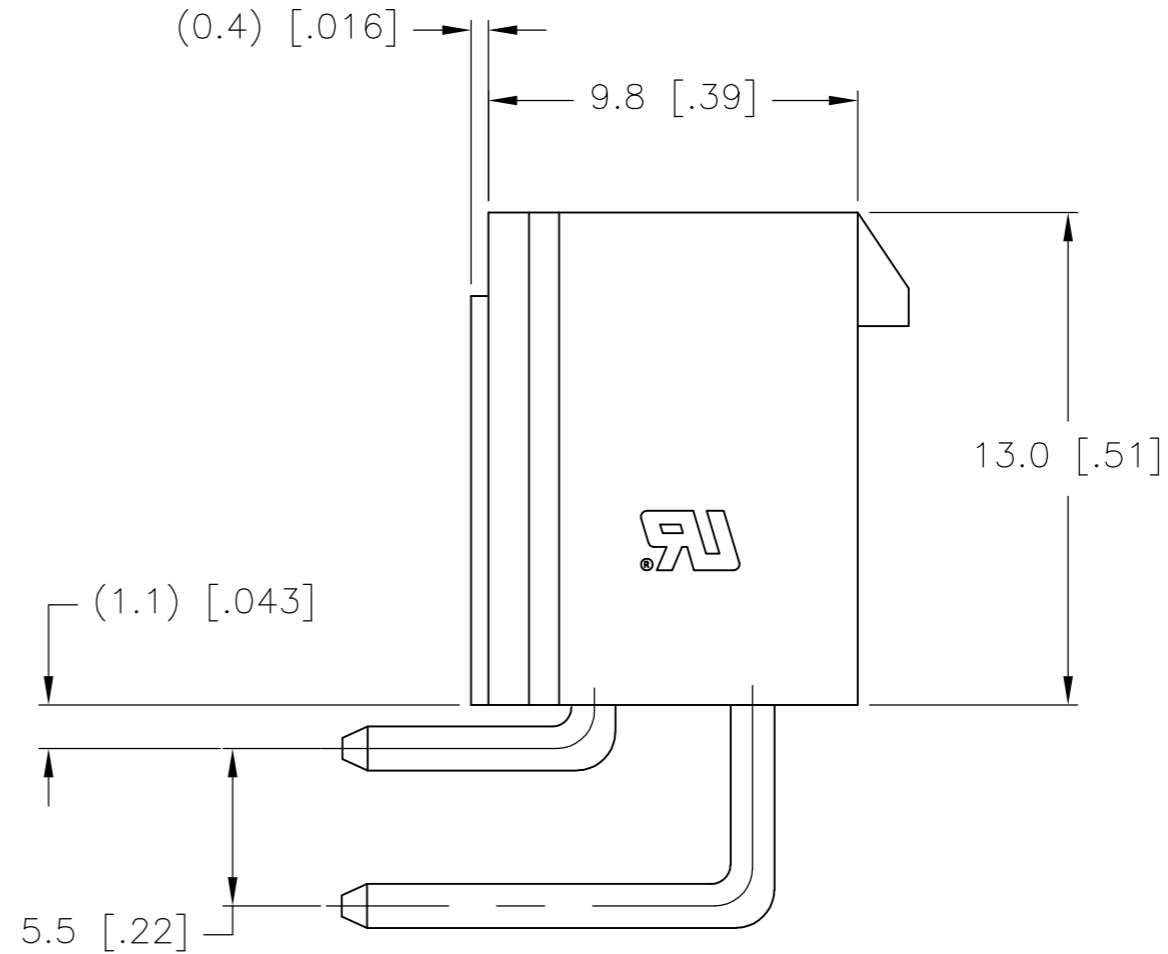
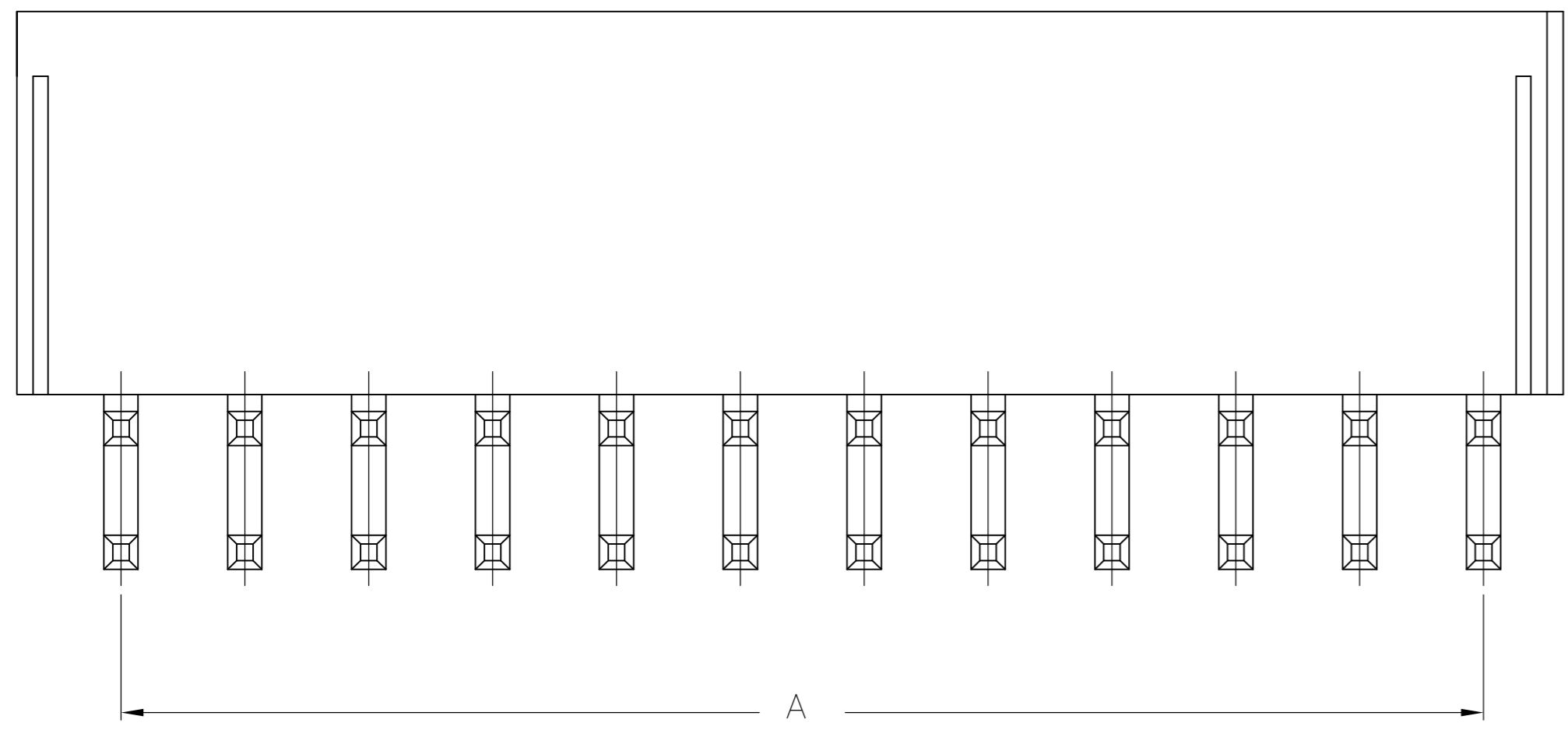


THIS DRAWING IS UNPUBLISHED. RELEASED FOR PUBLICATION
 © COPYRIGHT BY TYCO ELECTRONICS CORPORATION. ALL RIGHTS RESERVED.

LOC	DIST	REVISIONS			
P	LTR	DESCRIPTION	DATE	DWN	APVD
CM	00	B	REVISED PER ECO-08-006965	24MAR08	HMR CC



△ MATERIAL: HOUSING: NYLON, UL94V-2
 CONTACTS: BRASS, TIN-PLATED



PCB LAYOUT: COMPONENT SIDE
 RECOMMENDED BOARD THICKNESS 1.60 [.063]

POS	A	B±0.35[±.01]	PART NUMBER
2		5.4 [.21]	1586041-2
4	4.2±0.1 [.17±.00]	9.6 [.38]	1586041-4
6	8.4±0.1 [.33±.00]	13.8 [.54]	1586041-6
8	12.6±0.1 [.50±.00]	18.0 [.71]	1586041-8
10	16.8±0.1 [.66±.00]	22.2 [.87]	1-1586041-0
12	21.0±0.2 [.83±.01]	26.4 [1.04]	1-1586041-2
14	25.2±0.2 [.99±.01]	30.6 [1.21]	1-1586041-4
16	29.4±0.2 [1.16±.01]	34.8 [1.37]	1-1586041-6
18	33.6±0.2 [1.32±.01]	39.0 [1.54]	1-1586041-8
20	37.8±0.2 [1.49±.01]	43.2 [1.70]	2-1586041-0
22	42.0±0.2 [1.65±.01]	47.4 [1.87]	2-1586041-2
24	46.2±0.2 [1.82±.01]	51.6 [2.03]	2-1586041-4

2-1586041-4 SHOWN

THIS DRAWING IS A CONTROLLED DOCUMENT.		DWN S. HOOVER 18-SEP-2002	Tyco Electronics Corporation Harrisburg, PA 17105-3608	
DIMENSIONS: mm [INCHES]		CHK D. COLEY 18-SEP-2002	NAME	
TOLERANCES UNLESS OTHERWISE SPECIFIED:		APVD D. COLEY 18-SEP-2002	RIGHT ANGLE HEADER, WITHOUT PEGS VAL-U-LOK(TM)	
0 PLC ±		PRODUCT SPEC	SIZE A2	CAGE CODE 00779
1 PLC ±		APPLICATION SPEC	DRAWING NO C=1586041	RESTRICTED TO -
2 PLC ± 0.5 [.02]		WEIGHT	SCALE 10:1	SHEET 1 of 1
3 PLC ± 0.25 [.010]		CUSTOMER DRAWING	REV B	
4 PLC ± 0.150 [0059]				
ANGLES ±				
FINISH				